


# How to make seed bombs

## You will need:


- Meadow flower seeds or seeds collected from the garden



- Peat-free compost



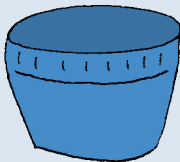
- Water



- Powdered clay (from craft shops - use clay soil if you can't find any)




- Mixing bowl



- 1 In a bowl, mix together 1 cup of seeds with 5 cups of compost and 2-3 cups of clay powder.



- 2 Slowly mix in water with your hands until everything sticks together, then roll mixture into firm balls.



- 3
- 

- 4 Now for the fun bit - plant by throwing your seed bombs at bare parts of the garden!

